

PRODUCT CODE AD01A002

## Loctite Tough

Asian Paints Loctite Tough is a high strength, two part epoxy adhesive that bonds a wide range of materials



### PRODUCT BENEFITS

#### Syringe Pack

Innovative syringe pack extrudes resin and hardener in exact proportions and prevents wastage. Application tool available with bulk packs.

#### 2x Strength

Delivers 2x bond strength within just 5 hours of drying

#### Transparent Finish

Transparent in appearance makes it usable in applications where clarity is required

#### Low Water Absorption

Lower water absorption and loss of hardness compared to standard epoxy adhesive

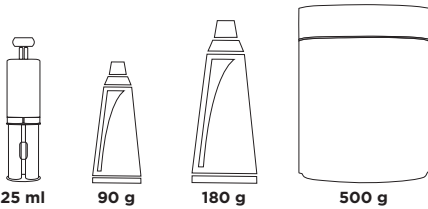
**LEAD FREE\* GUARANTEE**



\* All Asian Paints products contain no added Lead, Mercury, Arsenic or Chromium from April 2008.

### PRODUCT FEATURES

#### AVAILABLE PACKS



25 ml

90 g

180 g

500 g

#### PRODUCT APPEARANCE

**CLEAR**

#### DRYING TIME



**FIVE HOURS**

#### RECOMMENDED USAGE



PLASTICS



STONE



WOOD



GLASS



METAL

### HOW TO APPLY

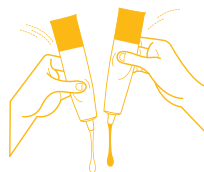
#### PRE-APPLICATION STEPS



Roughen, dry and degrease surfaces to be bonded

#### APPLICATION PROCESS - 1 TUBE PACK

STEP 1



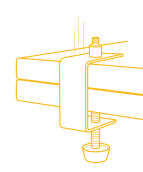
Squeeze out equal amounts by volume of both parts onto a clean mixing surface.

STEP 2



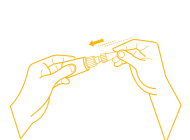
Mix thoroughly

STEP 3



3. Apply to both surfaces. Press the two surfaces together and join with clamps for the adhesive to set

STEP 4



Reseal the resin and hardener tubes with their respective caps

#### APPLICATION PROCESS - 2 SYRINGE PACK

STEP 1



Break the stopper between plunger to unlock the syringe.

STEP 2



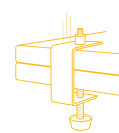
Hold syringe with nozzle end up. Snap nozzle tip by pushing to the side (do not twist).

STEP 3



Push plunger to dispense both parts onto a clean mixing surface. Mix thoroughly.

STEP 4



Apply to both surfaces. Press the two surfaces together and clamp joint tightly for the adhesive to set.

STEP 5



Reseal the syringe with the stopper to store.

## ADDITIONAL INFORMATION

### SAFETY FEATURES

---

- Store the container with the lid tightly closed in a cool, dry place
- Keep out of reach of children and away from eatables.
- May be harmful if swallowed. In case of ingestion seek immediate medical attention.
- Wear eye protection during application. In case of contact with eyes, rinse plenty of water and seek medical advice.
- In case of skin contact immediately wash skin with soap and plenty of water. Get medical attention if irritation develops or persists.
- Do not breathe vapour or spray. It is recommended to wear suitable nose pad during sanding and surface preparation to avoid dust inhalation
- Do not pour leftover adhesive down the drain or in water courses.
- In the event of spills, contain spillage using sand or earth.

### TECHNICAL DETAILS

---

- Form: Two-pack gel/viscous fluid
- Shelf Life: 24 months from date of manufacture
- Storage Temperature: 12-25 degree C

### PRECAUTIONS

---

- Avoid using more than the prescribed quantity of adhesive, as a thick layer between the bonding surfaces may affect the bond strength
- Avoid reverse fitting (in case of syringe pack) or interchanging resin and hardener tube caps to avoid contamination of adhesive in the pack
- While using the syringe pack, always break the stopper before snapping open the nozzle tip
- Do not mix the resin and hardener with your hands.
- Not recommended for usage on rubber or paper